

# RP-SDL

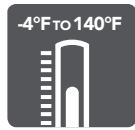
LED SOLAR DISPLAY LIGHT FIXTURE | ALL-IN-ONE DESIGN



WARRANTY



CHARGE TIME



OPERATING TEMP



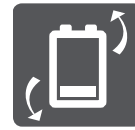
BATTERY CHARGING TEMP



BEAM ANGLE



INGRESS PROTECTION




REPLACEABLE BATTERY



RATED LIFE

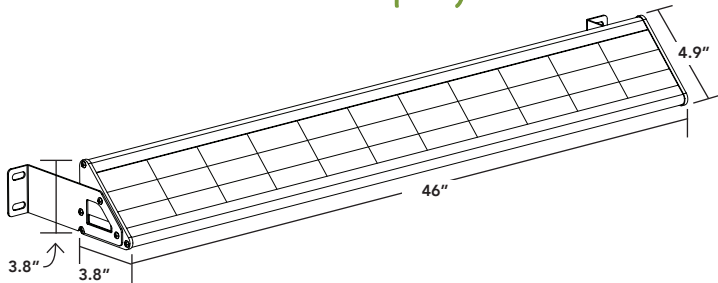
## off-grid, easy installation



efficient outdoor display lighting

battery percentage display

- 20W is comparable to 150W HID
- All-in-one design, the solar panel and battery are built right into the LED fixture
- No need for trenching or wiring, this fixture does not connect to any power feed
- Perfect for signage, billboards, advertisements and walls
- 4 hours of 100% brightness, then 25% remainder of night with one charge
- Li-Ion battery lasts at least 1500 charge cycles and is replaceable



PART #	UPC	COMPARABLE TO	WATTAGE	LUMENS	CCT (K)	WEIGHT
RP-SDL-20W-40K-BK-G1	844006024802	150W	20W	2000	4000K	11 lbs

ACCESSORY PART #	UPC	DESCRIPTION
RP-SDL-B1L-LB-G1	844006024819	7.5" long arm bracket

**IMPORTANT OPERATING TEMPERATURE INFORMATION** The working temperature of the solar fixture is -4°F (-20°C) to +140°F (+60°C). When operating in an environment with a temperature lower than 32°F (0°C) or >149°F (65°C) the battery will stop charging, even if there is sunlight. In that temperature range the battery self protects and will not be damaged. The solar display light will still light even in those extreme temperatures until the battery is depleted.

